



Six ways to get more from remote working



from
FACEBOOK

Stay connected to your **remote workers** with simple and familiar tools on Workplace

Remote working was top of mind for many businesses long before the events of 2020. After all, the benefits were clear even then. Companies that allowed remote work had [lower employee](#) turnover and happier, more [productive employees](#).

Following the global pandemic, as millions of employees have become increasingly familiar with new working arrangements, how do organizations help people continue to get the most out of remote working?

Technology can help. Workplace is a communication tool that connects everyone in your company. It's easy to use and has everything you need to stay connected when working remotely, including instant messaging, video calls and groups for updates and announcements.

Just take these six steps to get started.



01 Get everybody connected

This might sound obvious, but the first thing you need to do is sign up to Workplace and get everybody connected.

For most companies, this is really easy. Head to the [website](#) or download our app (on [iOS](#) or [Android](#)), enter your email address and follow the prompts to get started.

Workplace integrates with the tools companies already use to get work done on the go like Office 365, Google Workplace and ServiceNow.

And if you're ready to connect a large number of workers without PCs or email addresses, that's okay, too.

You can use [Access Codes](#) instead – and everything on Workplace is built with mobile devices in mind.

Once you've got everybody connected ([securely](#), of course) you'll be ready to dive into our remote working features. And don't worry about training. Because Workplace is so familiar to Facebook, it's easy for virtually anybody to pick up and use.

As one of [our customers](#) said: "The beauty of Workplace is that there's no training needed. People know how to use it because they use Facebook every day. It was the easiest rollout we've ever done. Once people get on it, they're hooked."



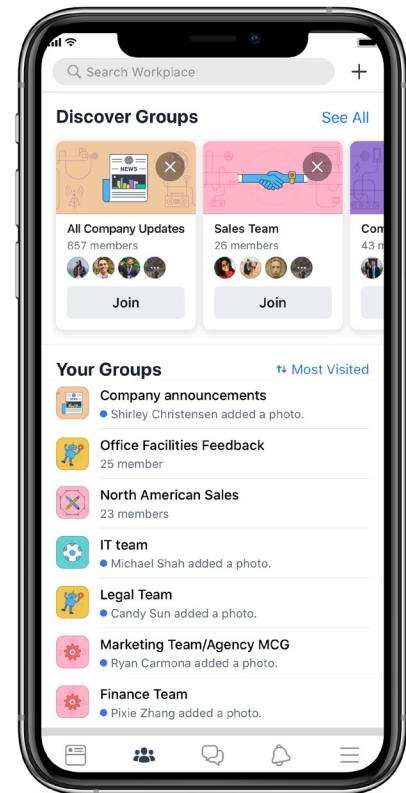
02 Create an official group for company updates

One of the hardest things when it comes to remote workers is keeping everybody updated.

That's where [groups](#) come into play. Just like on Facebook, groups are spaces for sharing information (and documents) with the right audience. That might be your whole company, an affected region or just you and a colleague.

You can [create](#) as many groups as you like inside your Workplace, automatically add the right people, and decide whether you want each group to be open, closed or secret.

To ensure the quality of information, you can limit the number of people that can post directly by setting the group to admin-only. But don't worry: once you've posted an update, unlike email, people will also be able to leave comments, share feedback and ask questions.

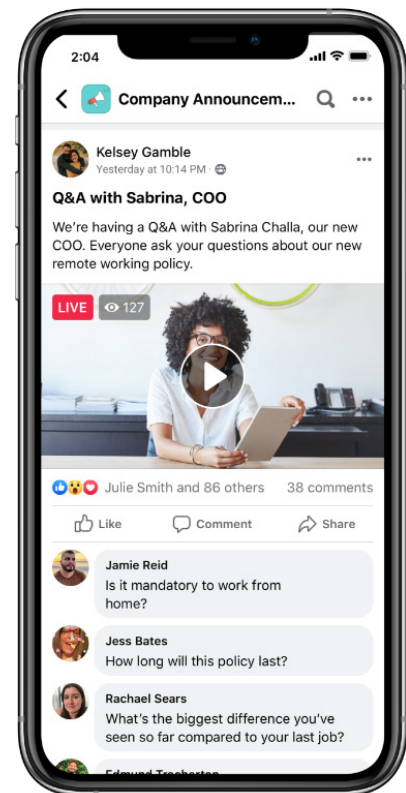


03 Capture attention with video posts

Video is becoming increasingly popular for internal communications - because it works. Facebook found that people spend [5 times longer](#) looking at video content compared to static content when they're scrolling through their phones - which is exactly what they'll be doing with Workplace.

[Uploading a video](#) to Workplace is as easy as any other kind of post. Once you've got your video, create a new post, select the Photo/Video tab, attach your file and wait for Workplace to do the rest (just like Facebook). Adding a video to a post not only makes it stand out in the group, it also adds it to your Files tab, which makes it easy to find later. You can even switch on automatic captioning (in multiple languages) to make sure it's accessible to everybody.

This is a route many organizations are taking, as Helen Willetts, Director of Internal Communications at BT explains, "Leaders can talk to their teams in a matter of seconds through text, video and Live video: we're moving away from scripted, formal communications that just don't wash with our colleagues."



04 Use Live video to bring people together

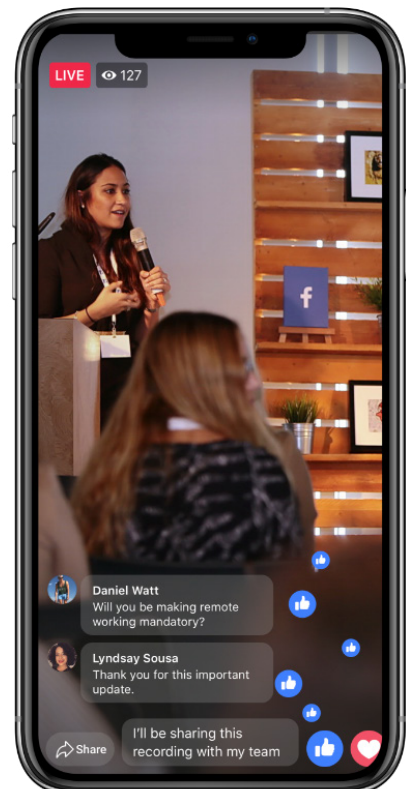
[Live video](#) is an entirely new way to communicate with your team or company while boosting exec visibility. It has all the immediacy of being together without the logistical, cost or health implications of a large in-person gathering.

With Workplace Live you can broadcast announcements or even stream [virtual events](#) from your phone, laptop or, if you have access to one, a professional studio.

And with [Live Producer](#), you can share your screen during broadcasts, hold interactive Q&As, create live polls and monitor livestream metrics in real time.

Everybody can participate in real time by leaving comments and asking questions. But it's no big deal if you miss it. Live videos are automatically posted to a group, so people can catch up later.

And it's an approach that is bringing people together at nib Group. "We're creating these 'cultural moments' virtually through things like Executive Q&As, wellness initiatives, and Live events," says Marty Adlington, Chief People Officer at the health care fund. "We've been able to re-imagine the experience our people have at work."



05 Make video conferencing easy with Video Chat

Video conferencing is an incredible way to manage remote employees and keep teams in sync. When it works.

Because it can also be a frustrating experience. Think online plug-ins, browser extensions and dialling codes. Not to mention the dropped connections and awkward silences that routinely make conference calls less productive than just sending a text.

That's why we're focussed on making [video conferencing](#) super simple. All you need to do is open up Workplace Chat on desktop or mobile, find the group or individual you want to connect with, then simply hit the video camera icon.

No codes. No confusion. Just one-click video calls.



06 Collaborate with partners through Multi-Company Groups

When teams are working remotely, it's not just their connection with colleagues that can suffer. Maintaining relationships with suppliers, partners and customers is just as important – and just as difficult if there's no way to meet in person.

Fortunately, there's a solution. Just as Workplace groups allow people in the same company to work together on projects, [Multi-Company Groups](#) (or MCGs) allow people in different companies to come together in a shared space.

Setting up MCGs is no different than creating a [regular group](#). On the group creation page you'll see a button at the bottom under Additional Settings marked 'Multi-company group'. Click that and you'll be able to send an email invite to contacts in a different company.

Once they've accepted, they'll have access to the group (but only that group) where not only will they be able to make posts, share documents and leave comments, they'll also be able to start multi-company chats and video calls. So you'll have all the versatility of Workplace at your disposal, but in a strictly controlled sandbox for your most important partners.

That's just a taste of how Workplace can help keep your people informed and connected while they're working remotely. For more tips and tricks, check out the [Customer Resource Center](#) on our website.

